



Writing Virtual Learning

Kindergarten Writing

April 7, 2020



Kindergarten Writing Lesson: April 7

Learning Target:

Students will write on topic with the given prompt.

Background: Students use sounds, sight words, and pictures to write on a prompt/topic

- Students will use dictation to respond to a prompt
- Students will use pictures to respond to a prompt
- Students will use words to respond to a prompt

Let's Get Started:

1. Review phonics sounds in the [Jolly review](#)
2. Review [sight words](#)
3. Watch Video: [Parts of a Sentence](#)

Practice #1:

Warm up by writing your first and last name using capitalization and formation

Bat

Man



Ask a grown up to write a model for you if you can't remember all the letters.

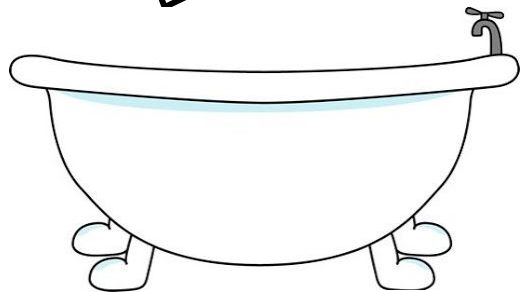
Practice #2:

Write the Room

Draw and label 3 things you see in your bathroom.

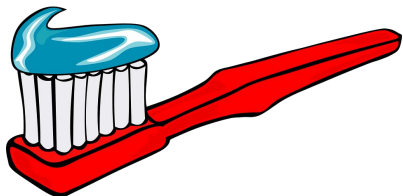
Stretch out the words and write the sounds you hear:

b-a-th-t-u-b



bathtub

t-oo-th-
b-r-u-sh




toothbrush

t-oi-l-e-t



toilet



Practice #3: Mix and Fix Sentence

Write these words in the right order to make a sentence.

see

frog.

I

a

green

Remember the parts of
a sentence to order the
words.

Did you remember?

A sentence needs:

- ❑ A capital letter
- ❑ A period at the end
- ❑ Spaces between words

The sentence should say: **I see a green frog.**


Check your sentence now. If you need to, fix your sentence.

Practice on your own:

Listen to the books and watch the video.

You may need to learn more and request your free trial of bookflix!

Click the books to listen to the stories.



Works best in Google Chrome

Click the picture to watch the video.



Video: Kids Take Care

Kids can be responsible at home!

[Watch the Video](#)

Practice on your own:

Write and draw 3 things you can do to help at home.

Complete this page in your packet, or [click here](#).

Name: _____


Write and draw 3 things you can do to help at home.






MORE Practice on your own: Play Sound it Out!

1. Click the play arrow.



2. Select the mouse, then hit play!



Self Check:

Go tell someone in your home your answers.



1. Was this lesson?

- easy,
- just right
- hard

2. Read your writing to someone else.